

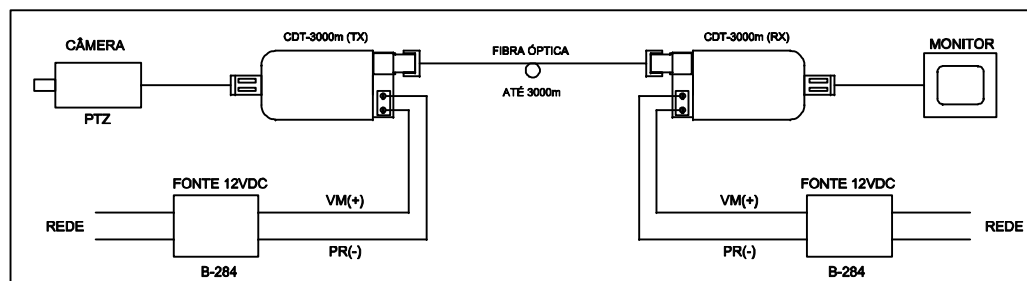
1

2

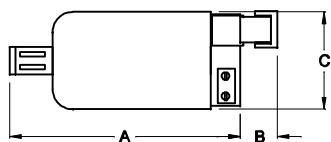


3

4

DIAGRAMA DE LIGAÇÃO



CONECTOR ST



DIMENSÕES EM: [mm]

A	B	C
85.0±0.5	18.5±0.5	42.0±0.5

CANECA DE ALUMÍNIO
CÓD. 891.012.01

		DOC. Nº	108		
DIAGRAMA DE LIGAÇÃO					
CLIENTE	TECNOTRAFO		CODIGO	132.678.01	
DESCRIÇÃO	CONVERSOR RX TUBULAR (485)		PLACA	B-246	
		REV.	01	EMISSÃO	06
DATA:	26/02/10	AUTOR:	HIKISON		
		CONFERIDO:			

1

2

3

4